

# SARS-COV-2 Spike RBD (Delta B.1.617.2) Protein

Cat. No. DB1-VM1BD

## Description

<b>Source</b>	Recombinant SARS-COV-2 Spike RBD (Delta B.1.617.2) Protein is expressed from HEK293 with His tag at the C-Terminus. It contains Arg319-Phe541(L452R, T478K).
<b>Accession</b>	QHD43416.1
<b>Molecular Weight</b>	The protein has a predicted MW of 26.26 kDa. Due to glycosylation, the protein migrates to 35-40 kDa based on Bis-Tris PAGE result.
<b>Endotoxin</b>	Less than 1EU per µg by the LAL method.
<b>Purity</b>	> 95% as determined by Bis-Tris PAGE > 95% as determined by HPLC

## Formulation and Storage

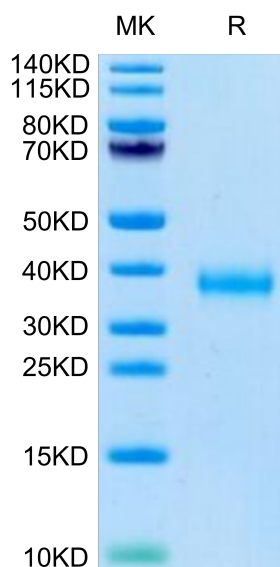
<b>Formulation</b>	Lyophilized from 0.22µm filtered solution in PBS (pH 7.4). Normally 8% trehalose is added as protectant before lyophilization.
<b>Reconstitution</b>	Centrifuge the tube before opening. Reconstituting to a concentration more than 100 µg/ml is recommended. Dissolve the lyophilized protein in distilled water.
<b>Storage</b>	-20 to -80°C for 12 months as supplied from date of receipt. -80°C for 3 months after reconstitution. Recommend to aliquot the protein into smaller quantities for optimal storage. Please minimize freeze-thaw cycles.

## Background

The ongoing coronavirus disease 2019 (COVID-19) pandemic has prioritized the development of small-animal models for severe acute respiratory syndrome coronavirus 2 (SARS-CoV-2). The resulting mouse-adapted strain at passage 6 (called MASCp6) showed increased infectivity in mouse lung and led to interstitial pneumonia and inflammatory responses in both young and aged mice after intranasal inoculation. Deep sequencing revealed a panel of adaptive mutations potentially associated with the increased virulence. In particular, the N501Y mutation is located at the receptor binding domain (RBD) of the spike protein.

## Assay Data

### Bis-Tris PAGE



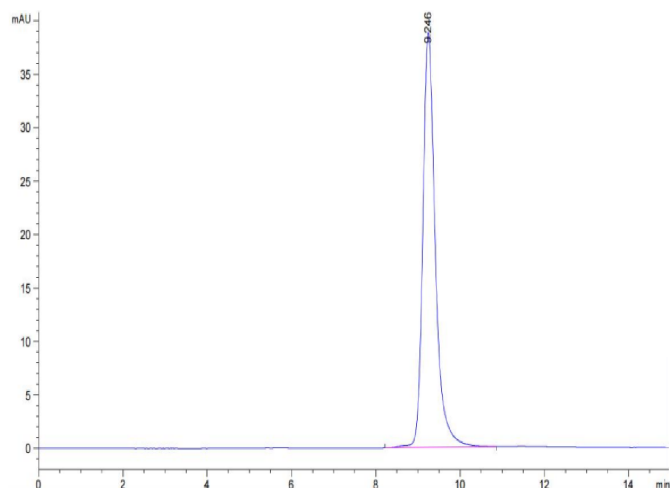
SARS-COV-2 Spike RBD (Delta B.1.617.2) on Bis-Tris PAGE under reduced condition. The purity is greater than 95%.

### SEC-HPLC

# SARS-COV-2 Spike RBD (Delta B.1.617.2) Protein

Cat. No. DB1-VM1BD

## Assay Data

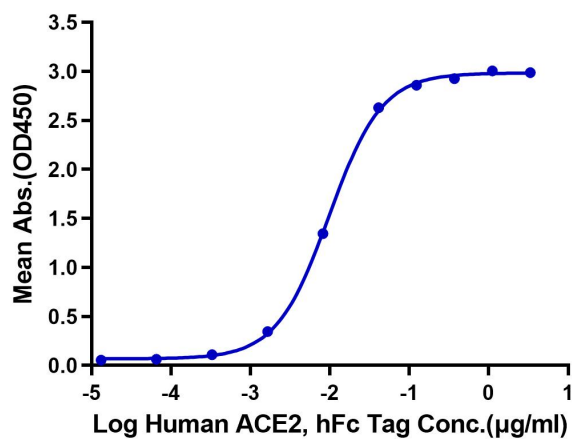


The purity of SARS-COV-2 Spike RBD (Delta B.1.617.2) is greater than 95% as determined by SEC-HPLC.

## ELISA Data

### SARS-CoV-2 Spike RBD (Delta B.1.617.2), His Tag ELISA

0.1  $\mu$ g SARS-CoV-2 Spike RBD (Delta B.1.617.2), His Tag Per Well



Immobilized SARS-CoV-2 Spike RBD (Delta B.1.617.2) , His Tag at 1  $\mu$ g/ml (100  $\mu$ l/well) on the plate. Dose response curve for Human ACE2, hFc Tag with the EC50 of 9.8ng/ml determined by ELISA.